

NH State Fire Marshal's Office



Holiday Edition 2016 Safety Educator



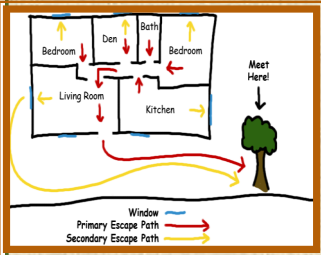
K9 MOLLY and K9 PAL understand that the holiday season can be busy and occasionally hectic. Please take a moment to ensure that your family, friends and visitors are kept fire and life safe by looking over and checking these safety tips in your home. "May you and yours have a safe and memorable Holiday Season!"

Be sure to click on the [green links](#) to learn more!



1. **TEST SMOKE DETECTORS.** If you did not change batteries on Nov 6th **PLEASE** take a moment to do so now. Remember smoke alarms have an expiration date and need to be replaced every 10 years.

2. **CARBON MONOXIDE DETECTORS** should be properly placed and working according to manufacturer's directions.



3. **ESCAPE PLAN** with **TWO WAYS OUT OF EVERY ROOM** is made, hanging in a central location and practiced with family members and visitors, especially those spending the night.


4. **Outdoor MEETING PLACE** is established and understood by all. Should an alarm sound, **GET OUT** and **STAY OUT**. Close all doors behind you. **Do not return** for any reason.

5. **REVIEW use of 9-1-1** should an emergency arise and help be needed.

Traveling for the holidays? No matter where you are staying be sure to take a moment and **review escape plans and safety measures** for that type of home/occupancy. Keep your Family **SAFE** this holiday season!

Inside this issue:

NOVEMBER: CARBON MONOXIDE AWARENESS and SAFETY by: Megan Finley ~ Matthew Thornton Elementary School, Londonderry



Carbon monoxide is known as an "Invisible Killer" because it is a colorless, odorless, poisonous gas. It is caused from faulty furnaces/heating appliances, cars left running in garages or misplaced portable generators. Megan reminds us this month that generators should be installed properly and to not leave cars running in the garage. **BE SAFE this holiday season with these important reminders from Megan!**

Cook Turkey, Not Garage	2
Holiday Cooking Safety	2
Winter Holiday Safety	3
Calendar Contest	3
Christmas Tree Safety	4
Candle Safety	4
Message from Marshal	5

Molly's Minute Reminders



K9 Molly

COOK the TURKEY, NOT the GARAGE.

The NH State Fire Marshal's Office strongly discourages the use of outdoor gas-fueled turkey fryers that cook the turkey in hot oil. The use of turkey fryers can lead to devastating burns as well as property damage.



5 DANGERS OF FRYING A TURKEY:

1. Turkey fryers can easily tip over, spilling hot oil over a large area.
2. An overfilled cooking pot will cause oil to spill when the turkey is put in. A partially frozen turkey will also cause cooking oil to splatter when put into the pot.
3. Even a small amount of cooking oil spilling on a hot burner can cause a large fire.
4. Without thermostat controls, deep fryers can overheat oil to the point of starting a fire.
5. The sides of the cooking pot, lid, and pot handles can get dangerously hot.




Please take the time to visit the links below to learn more about the dangers of turkey frying, cooking alternatives and turkey fryer safety tips.

WWW.CPSC.GOV

WWW.USFA.GOV

WWW.NFPA.ORG



HOLIDAY COOKING SAFETY

The kitchen is the heart of the home, especially during the holiday season. Did you know that cooking fires are the number one cause of home fires and injuries? Follow a few safety tips to prevent these fires.

- ♥ Be on alert! If you are sleepy or have consumed alcohol don't use the stove or stovetop.
- ♥ Stay in the kitchen when you are frying, grilling, boiling or broiling dinner.
- ♥ If you are simmering, baking or roasting food, check it regularly. Stay in the kitchen while food is cooking.
- ♥ Keep anything that can catch fire~ oven mitts, wooden utensils, food packaging, towels, curtains, and/or clothing~ away from the stovetop.
- ♥ Keep children away from the stove. The stove will be hot and kids should stay 3 feet away.





IF YOU HAVE A COOKING FIRE:

- Keep a lid nearby when you're cooking to smother small grease fires. Smother the fire by sliding the lid over the pan and turn off the stovetop. Leave the pan covered until it is completely cooled.
- For an oven fire turn off the heat and keep the door closed.

IF YOU HAVE ANY DOUBT ABOUT FIGHTING A SMALL FIRE....

- Just get out! When you leave, close the door behind you to help contain the fire.
- Call 9-1-1 from outside the home.

CLICK for VIDEOS on COOKING SAFETY





K9 PAL knows that winter holidays are a time for families and friends to get together, but that also means a greater risk for fire. Following a few simple tips will ensure a happy and fire-safe holiday season.

HOLIDAY DECORATING



- ▶ Be careful with holiday decorations. Choose decorations that are **flame resistant** or **flame retardant**.
- ▶ Keep lit candles away from decorations and other things that can burn.
- ▶ Some lights are only for indoor or outdoor use, but not both.
- ▶ Replace any string of lights with worn or broken cords or loose bulb connections. **Read manufacturer's instructions** for number of light strands that can be connected together.
- ▶ Use clips, not nails, to hang lights so the cords do not get damaged.

- ▶ Keep decorations away from windows and doors.

HOLIDAY ENTERTAINING

- ▶ Test your smoke alarms and tell guests about your home fire escape plan.
- ▶ Keep children and pets away from lit candles.
- ▶ Keep matches and lighters up high in a locked cabinet.
- ▶ Stay in the kitchen when cooking on the stovetop.
- ▶ Ask smokers to smoke outside. Remind smokers to keep their smoking materials with them so young children do not touch them.
- ▶ Provide large, deep ashtrays for smokers. Wet cigarette butts with water before discarding.

BEFORE HEADING OUT or GOING to BED:

- Blow out** lit candles when you leave the room or go to bed.
- Turn off** all light strings and decorations before leaving home or going to bed.




3rd GRADE SCHOOL CALENDAR CONTEST

Every year the NH State Fire Marshal's Office and the NH Fire Prevention Society hold an Annual Fire and Life Safety Calendar Contest. This contest is open to ALL 3rd grade students in public, private and home school settings. **K9 PAL** encourages ALL 3rd grade students to research the monthly topics, pick the one that is most interesting, and design the most clear, colorful poster with an important safety message. We look forward to receiving your entry! Click the **PAL** button to learn more!

DECEMBER: SAFE USE OF CANDLES and HOLIDAY SAFETY

By: Isabelle Piccola of Elm Street School in Laconia



Isabella would like to remind NH citizens to:

1. Blow out candles when you leave your room or go to bed.
2. Water your trees! Dry trees pose a fire risk.
3. Don't burn wrapping paper, recycle it!
4. Don't use too much Christmas lights. It could start a fire.

Thank you Isabelle for these important reminders on how families can be safer this holiday season!



PAL'S POINTS



CHRISTMAS TREES: Festive, Fun and FLAMMABLE

As you deck the halls this holiday season, be fire smart. A small fire that spreads to a Christmas tree can grow large very quickly. Follow these recommended safety tips.

Picking the Tree

- Choose a tree with fresh, green needles that do not fall off when touched.

Placing the Tree

- Before placing the tree in the stand, cut 2" from the base of the trunk.
- Make sure the tree is **at least three feet away** from any heat source, like fireplaces, radiators, candles, heat vents or lights.
- Make sure the tree is not blocking an exit.
- Add water to the tree stand daily.



WATER DAILY

Lighting the Tree

- Use lights that have the label of a recognized testing laboratory. Some lights are only for indoor or outdoor use.
- Replace any string of lights with worn or broken cords or loose bulb connections. Read manufacturer's instructions for number of light strands to connect.
- Never use lit candles to decorate the tree.
- Always turn off Christmas tree lights before leaving home or going to bed.

TREE Safety Tips:



VIDEO

**Prevent Holiday
Tree Fires:**



VIDEO



CANDLE FIRE SAFETY

Think about using flameless candles in your home. They look and smell like real candles!

- Blow out all candles when you leave the room or go to bed. Avoid the use of candles in the bedroom and other areas where people may fall asleep.
- Keep candles at least 12 inches away from anything that could burn.
- Use candle holders that are sturdy, and won't tip over easily.
- Put candle holders on a sturdy, uncluttered surface.
- Light candles carefully. Keep your hair and any loose clothing away from the flame.
- Don't burn a candle all the way down — put it out before it gets too close to the holder or container.
- Never use a candle if oxygen is used in the home.
- Have flashlights and battery-powered lighting ready to use during a power outage. Never use candles.



Learn more on **Religious Candle Safety**

LEARN MORE



**New Hampshire State
Fire Marshal's Office**
J. William Degnan
NH State Fire Marshal

Stacey Dubois

District Chief/K9 Handler

Mary MacCaffrie

Public Education Administrator

Sheryl Nielsen

Public Education Specialist
Youth Firesetter Intervention &
Education

Department of Safety

33 Hazen Drive
Concord, NH 03305

Phone: (603)223-4289

Arson Hotline:

1-800-400-3526

Email: FMO@dos.nh.gov

A MESSAGE FROM FIRE MARSHAL DEGNAN:

Tis the season for gatherings, gratitude and get-togethers!

We all agree it is fun to decorate for the winter holidays, but many of us do not realize that the holidays, and their decorations, increase the risk for a home fire. As you deck the halls this season, please be fire smart.

- ▶ While cooking traditional holiday meals, stay in the kitchen while you are cooking on the stovetop. Keep an eye on the food and check it frequently. Keep small children and pets at least 3 feet away from the stove.
- ▶ Read manufacturer's instructions for the number of light strands to connect.
- ▶ While live Christmas tree fires are not common, when they do occur, they are rapid and dangerous. On average, 1 of every 31 reported home Christmas tree fires resulted in death. Make sure your tree is well watered and at least 3 feet away from heat sources like fireplaces, radiators, space heaters, candles or heat vents.

Taking a moment to ensure that your home is fire and life safe by being properly checked, many of these hazardous situations can be avoided. This interactive newsletter contains not only valuable information on how to do this, but excellent video links to enhance your understanding on the topics provided. Should you have any questions or concerns please do not hesitate to contact your local fire department or the State Fire Marshal's Office. **We wish you and yours a very safe and memorable 2016 Holiday Season!**



J. William Degnan
J. William Degnan
NH State Fire Marshal



STUDENT & PARENT Approved Websites

K9 MOLLY and K9 PAL encourage students to disconnect and enjoy safe outdoor play, however we dogs understand that sometimes the weather just doesn't cooperate. So, when it comes to computer time, try one of these family fun fire and life safety websites. Just click a picture below to open the links and play. Have fun and be safe!



Find Us on the Web:

www.nh.gov/safety/divisions/firesafety/



nixle



Any questions or comments regarding this newsletter please feel free to contact:

Sheryl Nielsen

Public Education Specialist

Youth Firesetter Intervention & Education

Sheryl.Nielsen@dos.nh.gov

603-223-4289